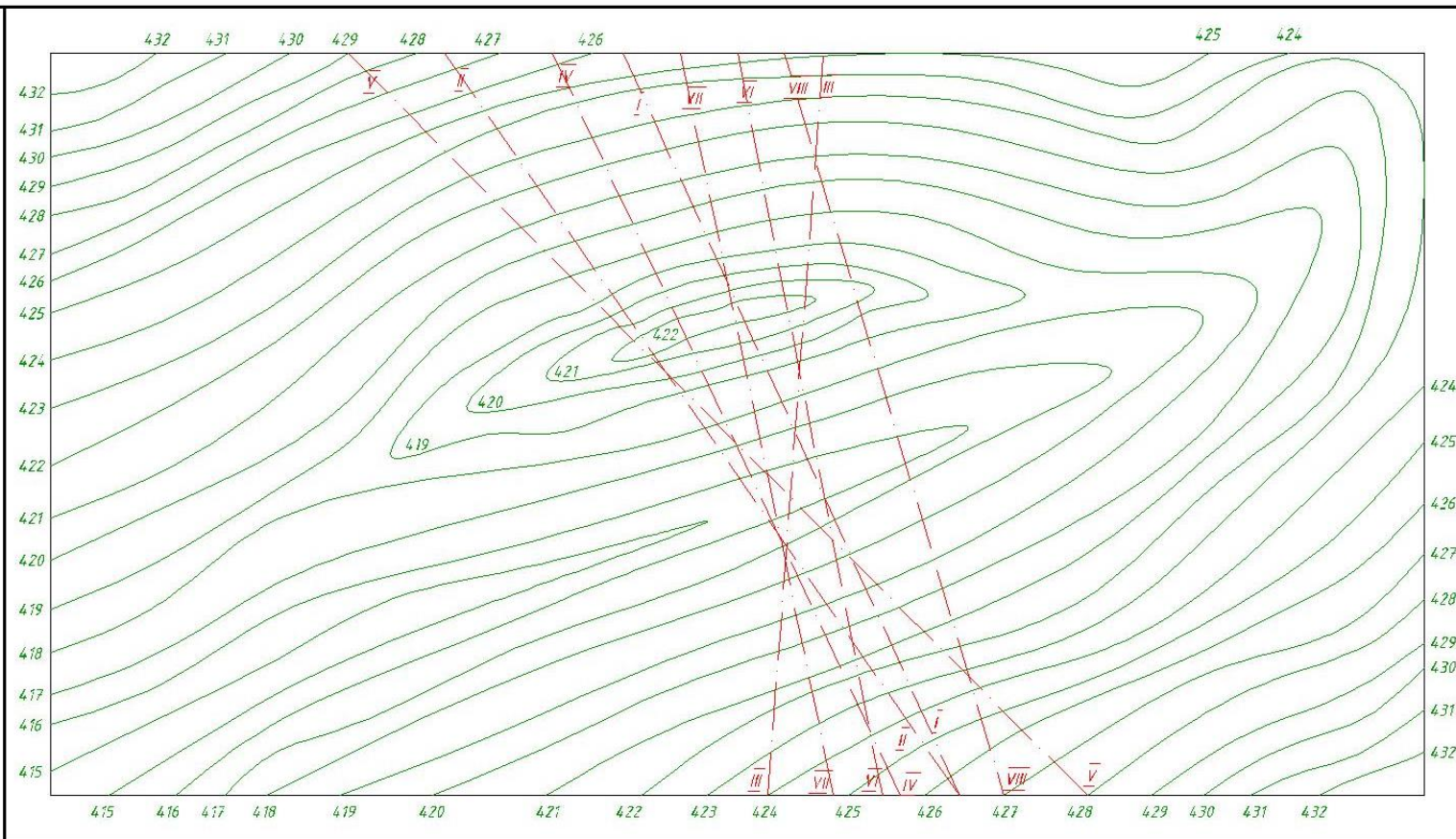


DAMBA CHIZMASINI BAJARISH

Quyidagi chizmani printerdan chiqarasiz




A-damba o'qi
 B-damba yuqorisining
 kengligi
 C-damba yuqorisining
 balandligi
 D-yuqori yonbag'ir
 tekisligining qiyaligi
 E-quyi yonbag'ir
 tekisligining qiyaligi

Nº	A	B	C	D	E	Nº	A	B	C	D	E	Nº	A	B	C	D	E
1	I	5	4,26	1,5	2,5	11	VI	4	4,27	1,5	2,0	21	VI	4	4,27	1,5	3,0
2	II	3	4,25	2,0	3,0	12	IV	5	4,26	1,25	2,5	22	VII	3	4,25	2,0	3,0
3	I	4	4,27	1,0	2,0	13	VI	3	4,26	2,0	2,5	23	I	5	4,25	1,5	2,5
4	III	6	4,25	2,0	2,5	14	IV	6	4,27	1,5	3	24	IV	6	4,27	1,5	2,0
5	II	3	4,26	1,25	3	15	V	4	4,25	1,5	2,5	25	III	3	4,25	2,0	2,5
6	VI	5	4,27	1,25	2,0	16	I	5	4,27	1,0	2,5	26	II	5	4,27	1,0	1,5
7	III	4	4,26	1,0	2,3	17	VI	4	4,26	1,5	3,0	27	II	4	4,26	1,5	2,5
8	VII	6	4,27	1,5	2,0	18	VIII	6	4,25	2,0	2,5	28	VII	3	4,27	1,5	2,5
9	IV	5	4,26	2,0	3,0	19	II	3	4,27	1,5	3,0	29	I	5	4,26	2,0	3,0
10	V	3	4,26	1,5	2,5	20	VIII	5	4,26	1,0	3,0	30	IV	6	4,26	2,0	2,5

Uzq	Varza	Xujat	Imzo	Sana
Chizdi:	Ochilova M			
Tekshirdi:	Unishev A			

GIDROTEKNIK DAMBA			Lifera	Massa	Masshtab
					1:200
"ChG va MG" kafedrasi			Varaq	Varaqlar	

Jurnaldagi tartib bo'ycha variant olinadi. Misolda 11-variant keltirilgan

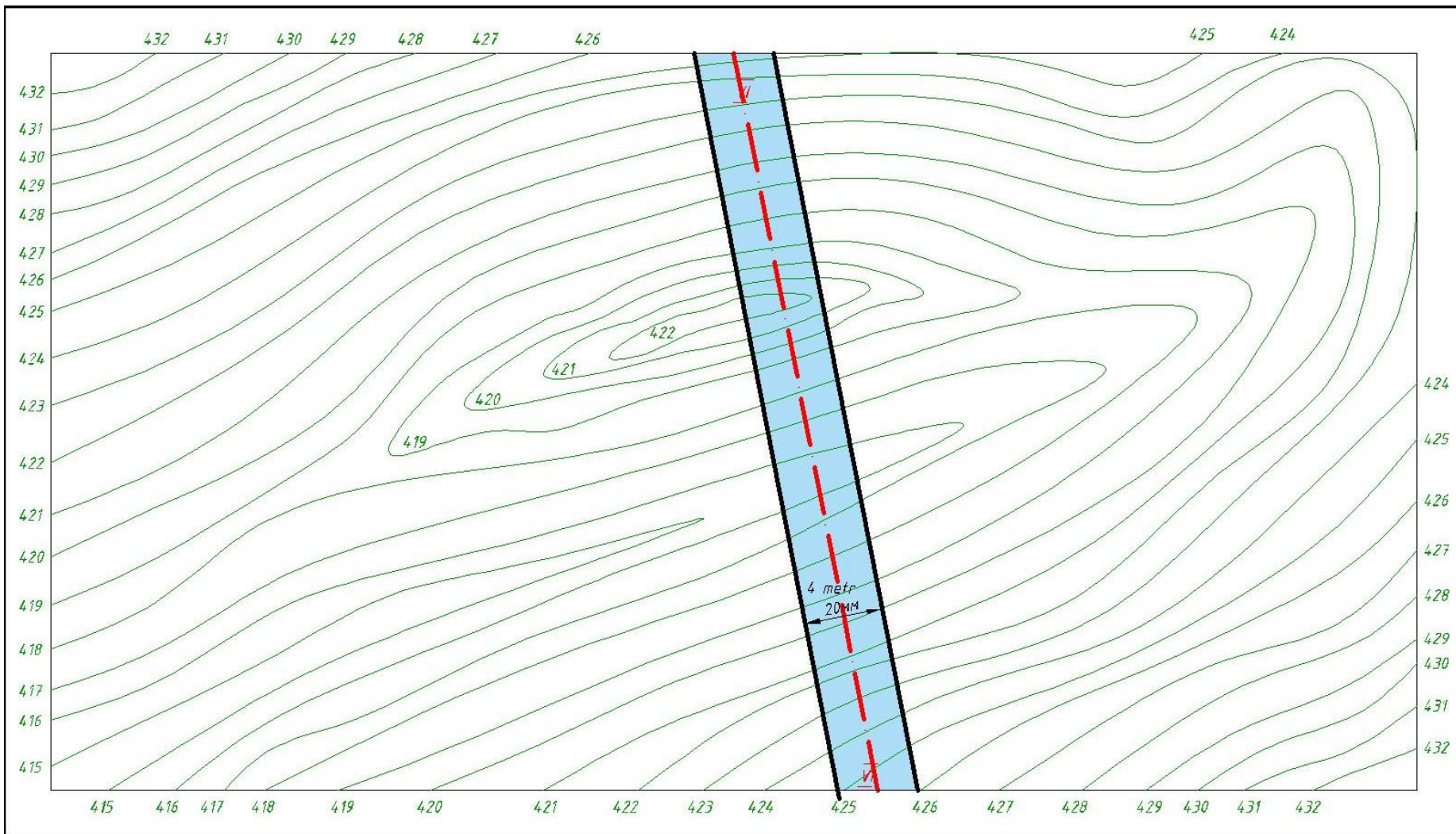


A-damba o'qi
 B-damba yuqorisining kengligi
 C-damba yuqorisining balandligi
 D-yuqori yonbag'ir tekisligining qiyaligi
 E-quyi yonbag'ir tekisligining qiyaligi

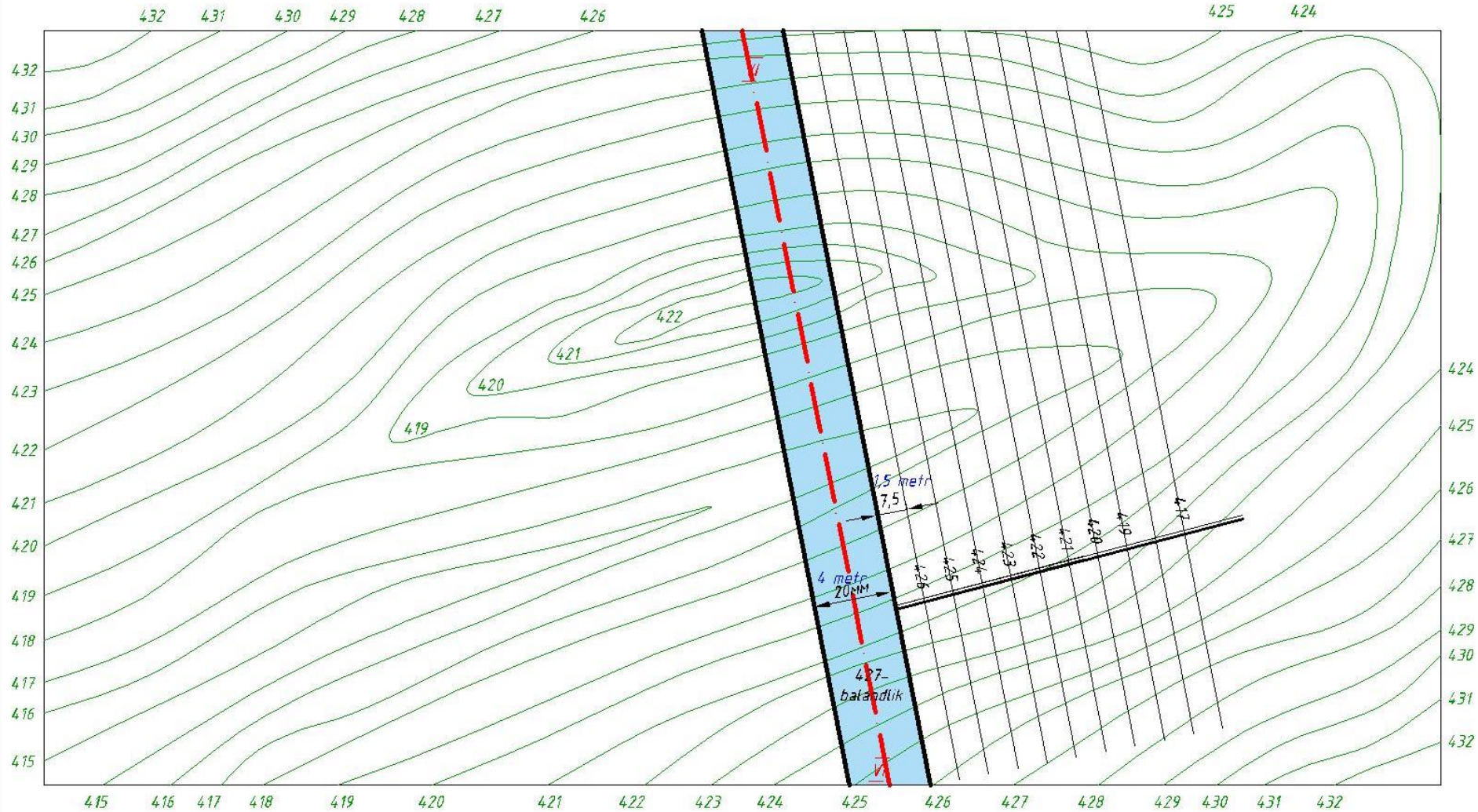
Nº	A	B	C	D	E	Nº	A	B	C	D	E	Nº	A	B	C	D	E
1	<u>I</u>	5	426	1,5	2,5	11	<u>VI</u>	4	427	1,5	2,0	21	<u>VI</u>	4	427	1,5	3,0
2	<u>II</u>	3	425	2,0	3,0	12	<u>IV</u>	5	426	1,25	2,5	22	<u>VII</u>	3	425	2,0	3,0
3	<u>I</u>	4	427	1,0	2,0	13	<u>VI</u>	3	426	2,0	2,5	23	<u>I</u>	5	425	1,5	2,5
4	<u>III</u>	6	425	2,0	2,5	14	<u>VII</u>	6	427	1,5	3	24	<u>IV</u>	6	427	1,5	2,0
5	<u>II</u>	3	426	1,25	3	15	<u>V</u>	4	425	1,5	2,5	25	<u>III</u>	3	425	2,0	2,5
6	<u>VI</u>	5	427	1,25	2,0	16	<u>I</u>	5	427	1,0	2,5	26	<u>II</u>	5	427	1,0	1,5
7	<u>III</u>	4	426	1,0	2,3	17	<u>VII</u>	4	426	1,5	2,0	27	<u>II</u>	4	426	1,5	2,5
8	<u>VII</u>	6	427	1,5	2,0	18	<u>VIII</u>	6	425	2,0	2,5	28	<u>VII</u>	3	427	1,5	2,5
9	<u>IV</u>	5	426	2,0	3,0	19	<u>II</u>	3	427	1,5	3,0	29	<u>I</u>	5	426	2,0	3,0
10	<u>V</u>	3	426	1,5	2,5	20	<u>VIII</u>	5	426	1,0	3,0	30	<u>IV</u>	6	426	2,0	2,5

Uzg	Varaq	Xujjat	Imzo	Sana
	Chizdi:	Ochilova M		
	Tekshirdi	Urishev A		

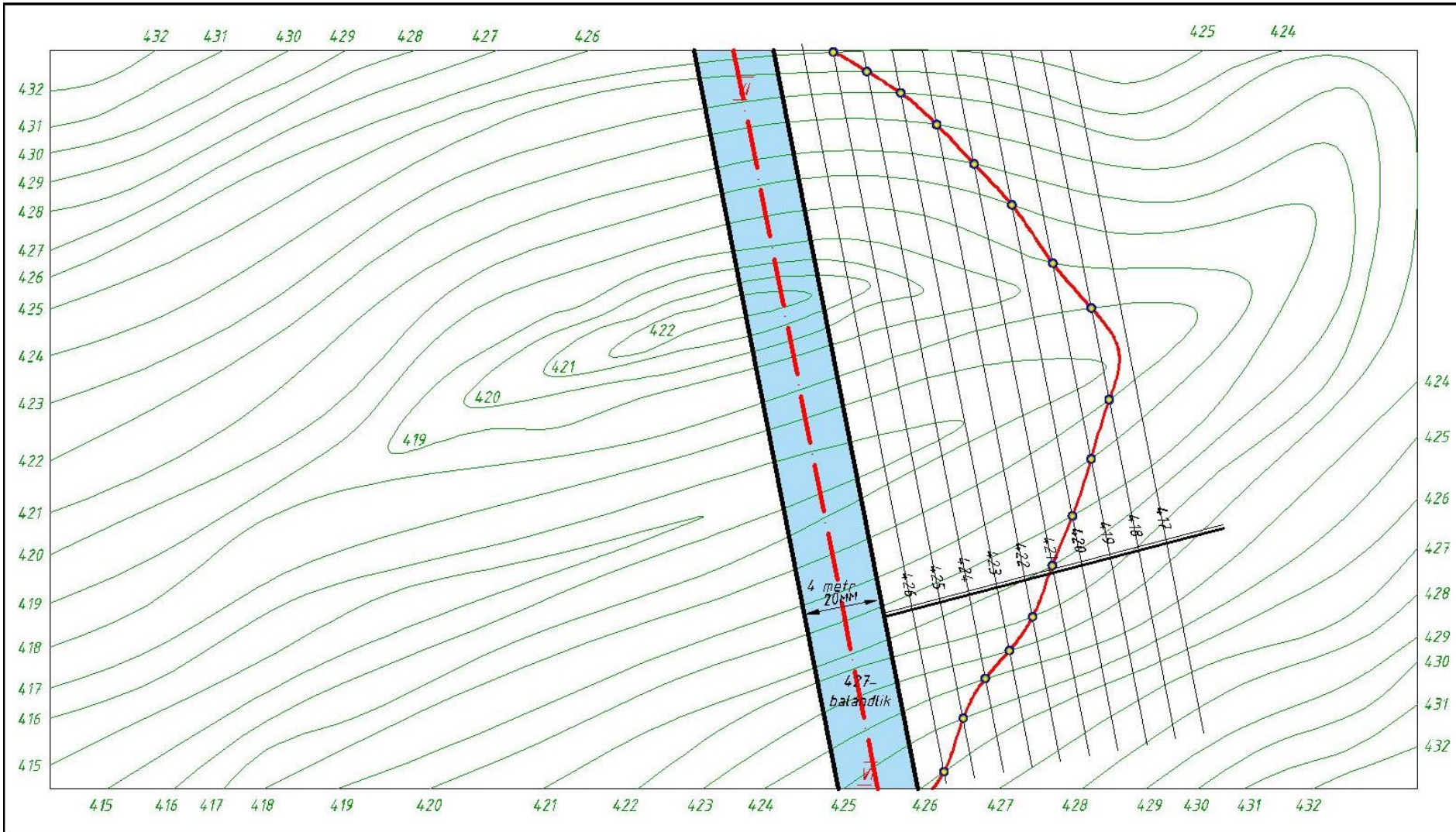
Variante bo'yicha damba o'qi VI ni olamiz. Damba yuqorisi kengligi 4m bo'lgani uchun o'qning ikki tomonga 2m (10mm) masofada parallel chiziqlar chizimiz.



Damba yuqori yonbag'ir qiyaligi 1,5 bo'lgani uchun 1,5m (7,5mm) intervalda tekislik gorizontallarini o'tkazamiz va ularning balandliklarini belgilaymiz 426, 425, 424.....417

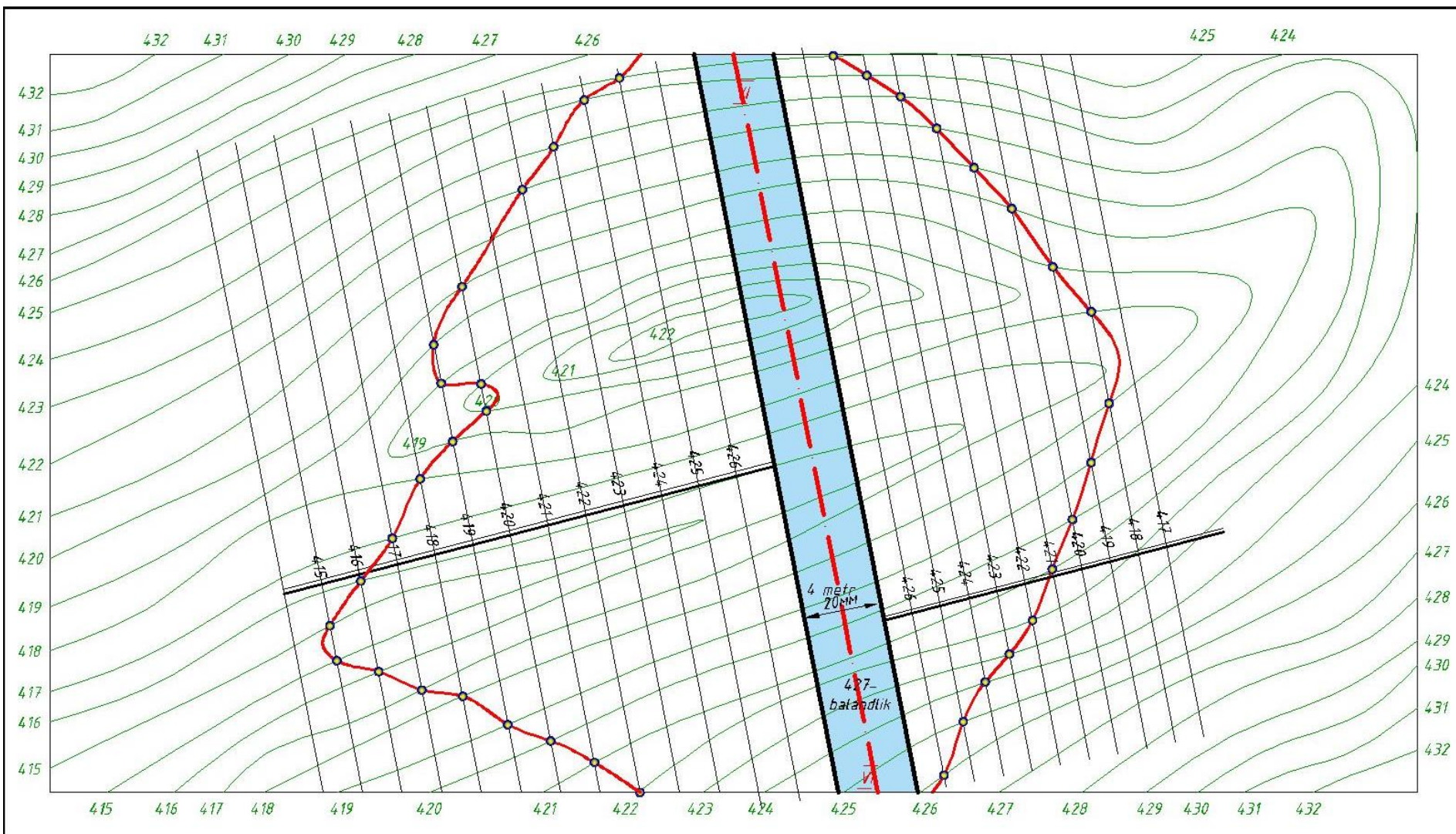


Yer va tekislikning bir hil balandlikdagi gorizontallari kesiahgan nuqtalarini belgilaymiz va ularni tartib bilan egri chiziq yordamida birlashtiramiz.

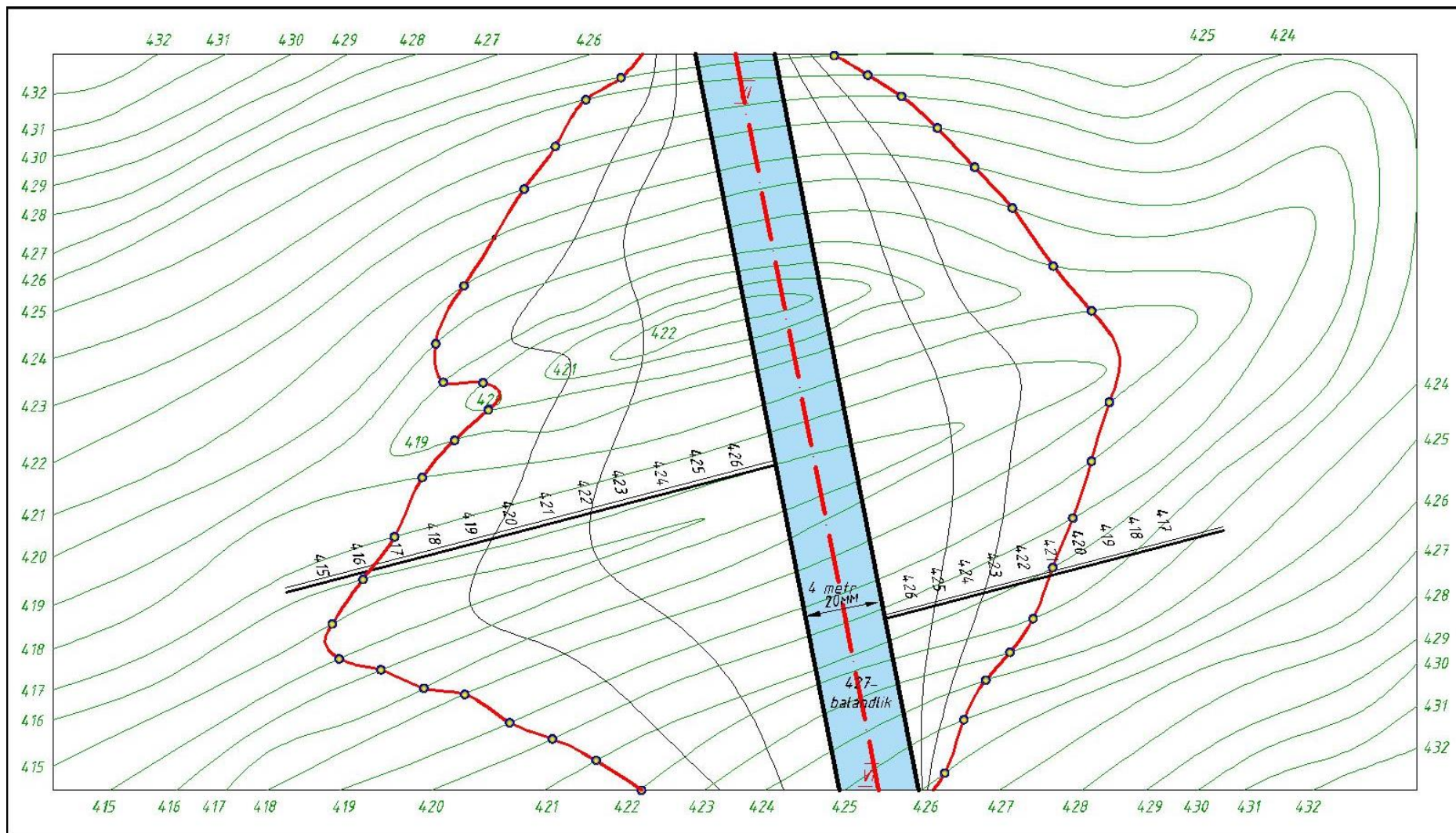


Damba quyi tomoni qiyaligi 2 bo'gani uchun damba chetiga parallel qilib har 2m (10mm) masofada tekislik gorizontallarini o'tkazamiz. Bir hil balandlikdagi tekislik gorizontallarini yer gorizontallari bilan kesishgan nuqtalari topiladi.

Topilgan nuqtalarni tartib bilan egri chiziq yordamida birlashtiramiz.



Hosil qilingan yonbag'ir tekislik bergshtrixlarini o'tkazish uchun yonbag'ir tekislik ko'z chamalab uchga bo'linadi



Damba konturiga perpendikulyar qilib 2/3 qism ingichka va 1/3 qalin chiziqlar bilan shtrixlanadi.

